

## Getting Started with iOS

### Overview

This article gives a summary of the features available on iOS. Using the Zoom Cloud Meetings app on iOS, you can join meetings, chat with contacts, and view a directory of contacts.

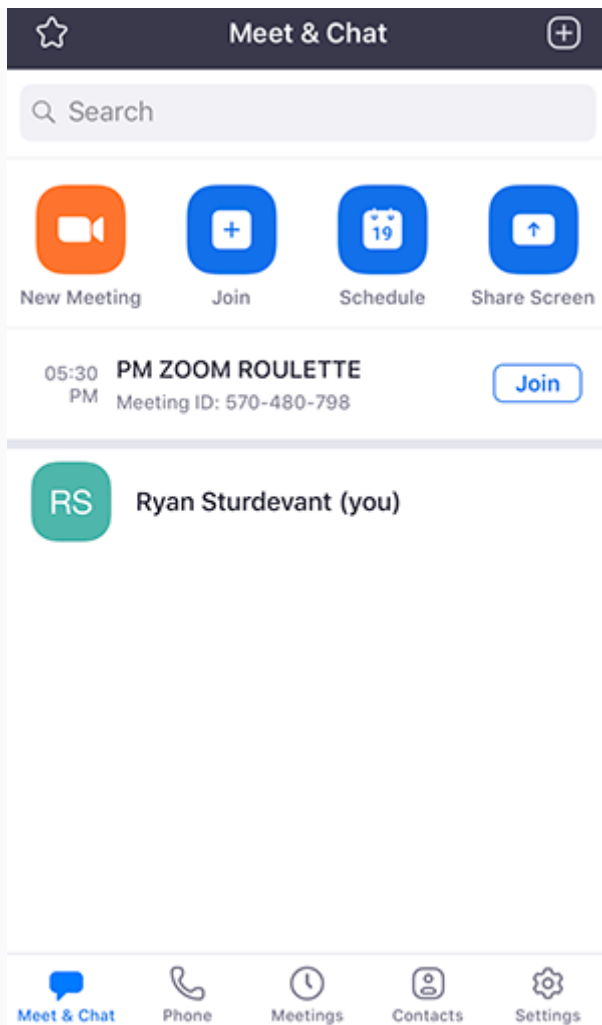
### Sign in and Join



Open the Zoom app and sign in to your account to access all features.

You can also join a meeting without signing in. Tap the gear icon to access basic meeting settings if you join without signing in.



### Meet & Chat



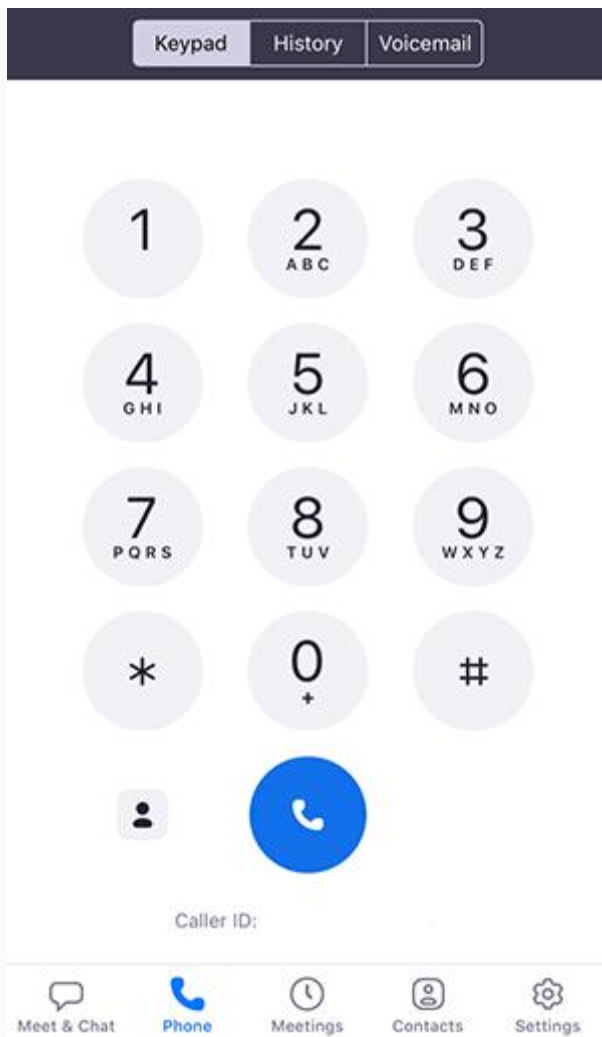
After signing in, tap **Meet & Chat** for these meeting features:

- **New Meeting:** Start an instant meeting using your PMI or a new meeting ID. Learn about in-meeting controls for hosts.
- **Join:** Join a meeting using the meeting ID. Learn about in-meeting controls for attendees.
- **Schedule:** Schedule a one-time or recurring meeting.
- **Share Screen:** Enter a sharing key or meeting ID to share your device screen to a Zoom Room
- Tap your name to use your personal chat space.

You also have access to these chat features:

- Plus icon : Start a one-on-one chat with a contact.
- Star icon : View and start a chat with your starred contacts and channels.

## Phone



Tap **Phone** to use Zoom Phone features.

**Note:** Zoom Phone license required.

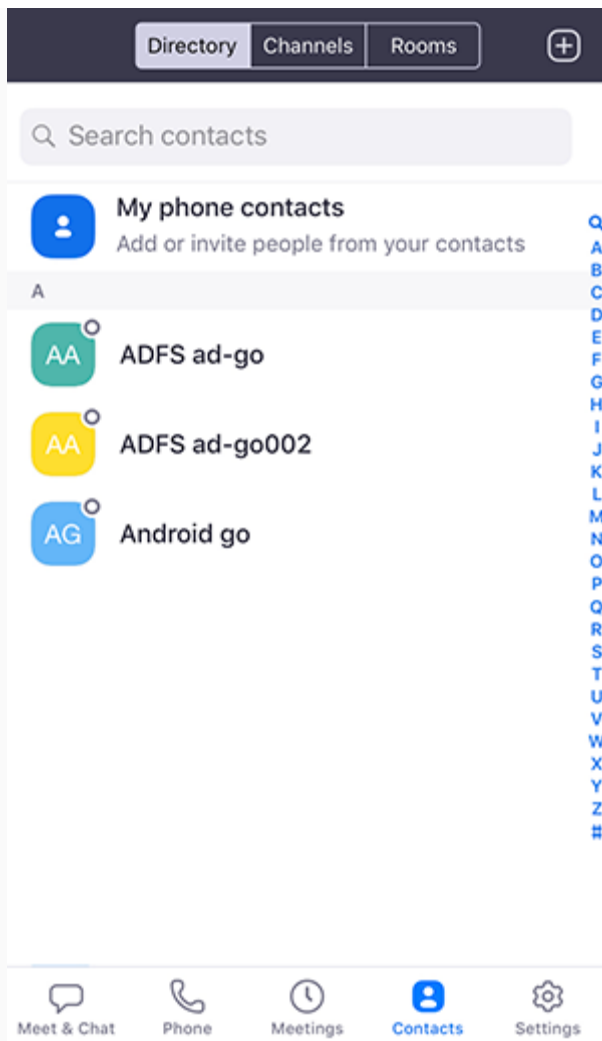
- **Keypad** tab: Call a number or contact using your direct phone number or company number.
- **History** tab: View your call log showing answered, missed, and recorded calls.
- **Voicemail** tab: Play and delete voicemail messages.

## Meetings

- **Start:** Start an instant meeting using your PMI or a meeting you have scheduled
- **Send Invitation:** Invite others to your PMI by text message, email or copying the meeting details and pasting them into a calendar invite.
- **Edit:** Change the settings of your PMI
- Tap a scheduled meeting to view, edit, start, join or delete it.

**Note:** You can only edit, start or delete meetings you are the host of.

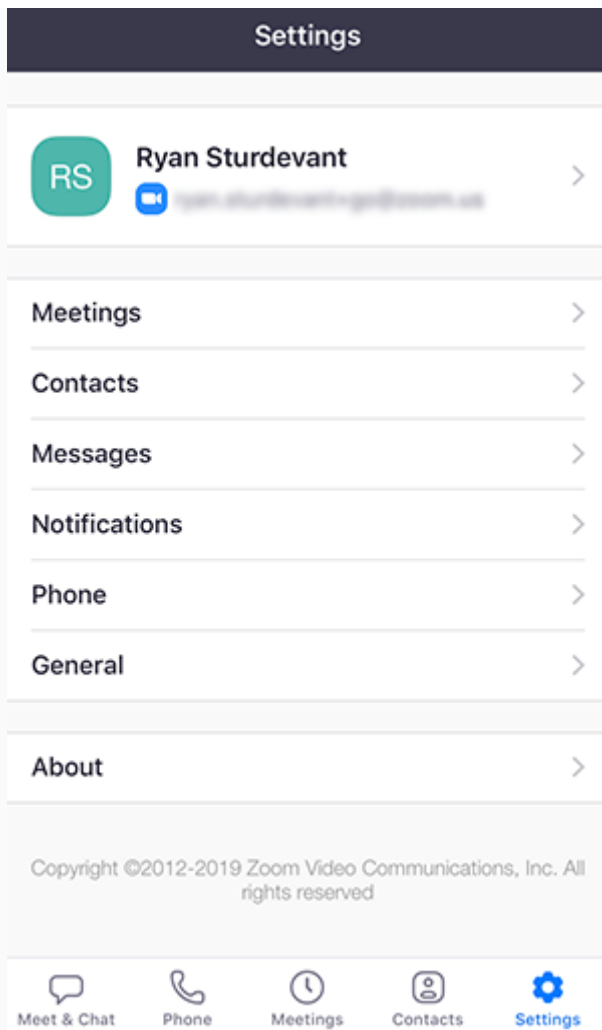
## Contacts



Tap **Contacts** to list all your contacts and add new ones.

- **Directory** tab: Tap the contact's to start a one-on-one chat with them.
- **Channels** tab: View a list of starred, public, and private channels.
- **Rooms** tab: View a list of Zoom Rooms. Tap a Zoom Room to start a meeting with it.
- Plus icon **+**: Add a custom contact, join or create a new channel for group messaging, or add an app from Zoom Marketplace.

## Settings



Tap **Settings** to view meeting and chat settings.

- Tap your name to change your profile picture, name, and password.
- **Meetings**: Change settings for enabling/disabling your microphone, speaker, or video when you join a meeting.
- **Contacts**: Find phone contacts that are using Zoom, and approve contact requests.
- **Messages**: Enable or disable link preview in chat messages.
- **Notifications**: Change when Zoom notifies you of new messages.
- **Phone** (only visible if you have Zoom Phone): View your direct phone number and company number.
- **General**: Enable/disable integrated calling or blur snapshot on task switcher
- **About**: View the app version and send feedback.

Learn more about Zoom settings.

### **Permissions Requested By the Zoom Mobile Client**

The Zoom Mobile Client may ask you to authorize access to the following permissions via a pop-up, depending on which features you are accessing in Zoom. You can enable these options before-hand or at your overall discretion by going to **Settings > Zoom** on your device. The following permissions are requested by Zoom:

- **Location**- Allows Zoom to access your location, so it can generate an Emergency Response Location, for when dialing emergency services from Zoom phone.
- **Contacts** - Utilized for Phone Contact Matching (not available for iPads or iPadOS).
- **Calendars**- Allows Zoom to add a meeting as an event in the Calendar app, when a Zoom meeting is scheduled.
- **Photos**- Allows Zoom the ability to access your local photo albums, for adding images to chat messages, or for screen sharing during a meeting or webinar.
- **Microphone** - Joining using built-in audio devices in a meeting or webinar.
- **Camera** - Sharing your video in a meeting or webinar.
- **Siri & Search** - Enables the ability to add Siri Shortcuts including Join the Next Meeting, View Today's Meetings, Start My Personal Meeting.
- **Notifications**- Allows Zoom the ability to display notifications for chat messages, upcoming meetings, and more.
- **Background App Refresh**- Allows for notifications for Meeting invites when the app is closed and not actively running.

